

# Portobello America

## storm

Color Body Glazed Porcelain Tile  
Glazed Porcelain Tile  
Glazed Ceramic Tile



White Ply

A storm approaches, inevitable yet unpredictable. Rather than recoil from its raw beauty and immense power, we are moved to pause in quiet appreciation. And inspired to create the Storm Collection of marble style tiles. Fluid and expressive gray veins are reminiscent of rolling thunder clouds. Strong yet soothing, whether natural or polished. Multiple sizes and mosaics stir up a tempest of design ideas. Capture the subdued serenity filled with an impetuous electric charge. And fill your space with a beauty you can see and feel.

The STORM COLLECTION.

Portobello America. Transforming spaces and the way you feel within them.

# storm

Color Body Glazed Porcelain Tile | Glazed Porcelain Tile | Glazed Ceramic Tile

White | V3



48x48 NAT RECT | POL RECT  
24x48 NAT RECT \* | POL RECT \*  
12x24 NAT RECT \* | POL RECT \*

Single Bullnose  
3x12 NAT RECT \* | POL RECT \*

White Ply | V3



24x48 NAT RECT


Gray | V3



48x48 NAT RECT | POL RECT  
24x48 NAT RECT \* | POL RECT \*  
12x24 NAT RECT \* | POL RECT \*

Single Bullnose  
3x12 NAT RECT \* | POL RECT \*

Gray Ply | V3



24x48 NAT RECT

Mos SQ 2x2 White | V3



12x12 NAT \* | POL \*

Hexa White | V3




8x8 NAT PRESSED

White | V3



4x16 MATTE PRESSED  
GLOSSY PRESSED

Mos SQ 2x2 Gray | V3



12x12 NAT \* | POL \*

Hexa Gray | V3



8x8 NAT PRESSED

Gray | V3



4x16 MATTE PRESSED  
GLOSSY PRESSED

## TECH DATA

Finish	Freeze Resistant	Shade Variation	Color Body	Water Absorption	Stain Resistant	DCOF AcuTest	Chemical Resistant	Breaking Strength	Mohs Hardness
NAT	Resistant	V3	√ 24x48 12x24   12x12	≤ 0.5%	Class A	≥ 0.42	Class A	≥ 275lbf	7
POL	Resistant	V3	√ 24x48 12x24   12x12	≤ 0.5%	Class E	< 0.42	Class E	≥ 275lbf	6
NAT PLY	Resistant	V3	N/A	≤ 0.5%	Class A	N/A	Class A	≥ 275lbf	7
MATTE	N/A	V3	N/A	≤ 7%	Class A	≥ 0.42	Class A	≥ 250lbf	7
GLOSSY	N/A	V3	N/A	≤ 7%	Class E	N/A	Class E	≥ 250lbf	6

\* Available in Color Body Glazed Porcelain Tile

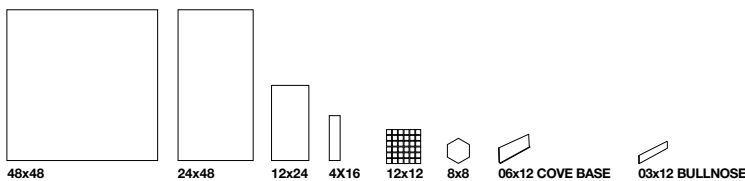
## AREAS OF USAGE

Classification	Reference Category	Suitable
Interior, Dry	ID	√
Interior, Wet	IW	√ NAT   MATTE
Interior, Wet Plus	IW+	√ 2x2 NAT
Exterior, Wet	EW	
Oils/Greases	O/G	

## GROUT JOINT

The recommended grout joint:	
1/8" RECT	3/16" PRESSED

## FORMATS



## MORE INFO:



**Portobello America**  
8701 Ditty Rd, Baxter, TN 38544  
**General Inquiries:**  
info@portobelloamerica.com  
Phone: 931-650-5225



11125MK



Gray | Hexa Gray | Mos SQ Gray